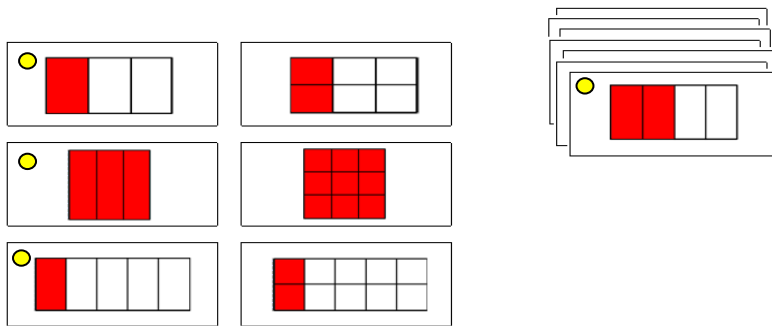


Directions for Equivalent Fraction Matching Cards













Traditional teaching lesson




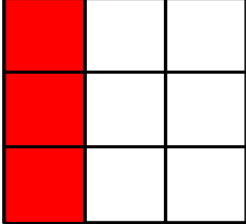

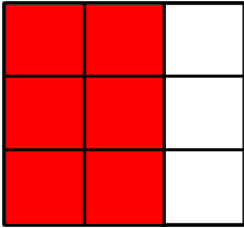



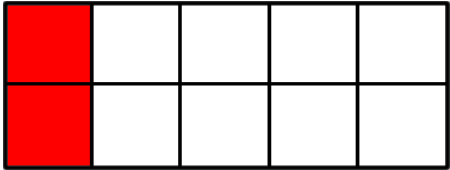

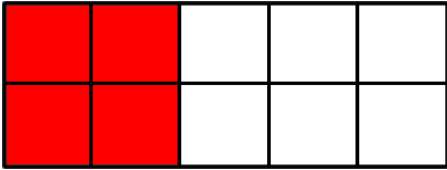
1. Print fraction cards and control cards. Laminate for durability.
Place fraction cards in a pile to the right of the workspace.
Place the control cards face down on the side of the workspace.
2. Pick up the fraction cards (with yellow dot) and place them in a column.
Then, the student sorts through the remaining cards to find equivalent fractions for the cards placed in a column on the workspace.
3. Check work with control card.









Alternate learning idea:




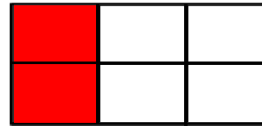



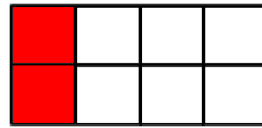





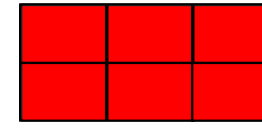
Use the cards to play a "concentration" style game where the fraction and decimal cards (in one set) are placed face down on the workspace and child turns two over at a time to find a match.

● 	
● 	
● 	
● 	
● 	
● 	


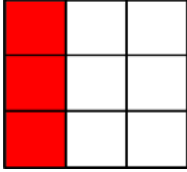

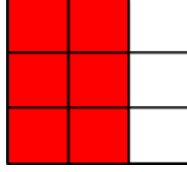



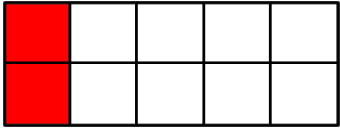






● 	
● 	
● 	
● 	
● 	
● 	

<p>●</p> 	
<p>●</p> 	
<p>●</p> 	

Fraction Matching Control Card

● 	
● 	
● 	
● 	
● 	
● 	
● 	

Fraction Matching Control Card

● 	
● 	
● 	
● 	
● 	
● 	
● 	
● 